

Onboarding to AI·Collab

AI·Collab ONE

Version 1.0

Welcome to AI·Collab

ONE AI workspace. Endless ways to work smarter.

AI·Collab's mission is to make AI easily accessible through **one unified AI workspace**—giving users full control to choose the right model for each use case without juggling multiple subscriptions or being locked into a single provider ecosystem. In a rapidly evolving GenAI landscape, where tools and models are increasingly fragmented, AI·collab addresses a clear market need: **a secure, transparent, multi-model platform that keeps users in control.**

Born from the observation that many AI solutions create vendor dependency and raise legitimate privacy and data governance concerns, AI·Collab was built to offer a different path. The platform brings leading AI models from multiple providers into a **single collaborative environment, enabling professionals, teams, and enterprises to work efficiently** while maintaining **control** over **data, access, and usage. Transparency and security are core paradigms**—designed to ensure users are never forced into provider lock-in and can adopt the best model for each specific requirement.

Built by 4rce.com Digital Technologies GmbH, AI·Collab reflects a **user-first commitment**: AI should empower, not restrict. Today, AI·Collab serves individuals as well as organizations that expect more from their AI tooling—**more flexibility, more choice, stronger privacy, and greater value**—while enabling a future where **AI collaboration remains open, secure, and provider-independent.**



Volker Geith
Founder of AI·Collab



Book an appointment

Agenda

1. What is AI·Collab
2. How to use AI·Collab

Questions? We offer you support through your preferred channels:



AI Bot on AI·Collab website

Try our powerful AI bot to get answers quickly. Our AI bot can help you in answering generic questions related to AI·Collab, how to use it, most suitable models depending on use case and more.



Send an email

Transparent communication is important to us. In case of any queries our team is here to support you via email chat@aicollab.app.



Book an appointment

We love to talk to you! [Book an appointment](#) with us , so that within a virtual meetings, we can help you with your concerns.

1. What is AI·Collab?

The 5 Biggest Pain Points Companies Face with AI Tools Today

DEPENDENCY: Many companies rely heavily on US cloud providers and a small number of platforms—political or regulatory decisions can restrict or shut down access to data, accounts, and workflows on short notice.

TRUST: With many Big Tech tools, it's unclear what "deleted" or "private" really means—opaque data practices (e.g., model training, third-party access, ad ecosystems) put compliance and customer trust at risk.

CONTROL: "Shadow AI" usage is rising fast (private accounts, copying sensitive information)—without centralized policies, logging/audit trails, and access controls, hard-to-detect data leakage and liability risks emerge.

REACHABILITY: Support at many providers is hard to access personally (bots, tickets, long response times)—during incidents, security questions, or onboarding, teams lack fast, accountable help.

CAPABILITY: Standard LLMs often hit limits with large or scanned documents (context windows, OCR/RAG quality)—so extracting reliable knowledge from hundreds or thousands of pages typically requires additional engineering effort.

One workspace. 300+models. Endless ways to work smarter.

AI·Collab ONE



Use AI·Collab to improve the overall **efficiency with the power of AI**. No matter whether you want to debug a **code**, create a **competitive market analysis**, plan a **new marketing campaign** or **analyse huge data files** within few seconds - **AI·Collab is your buddy which supports you in your individual needs.**

Moreover, AI·Collab enables you to **work with your teammates** and use true synergies in an **unified AI workspace.**

*** Add-free *** No limitations on context window ***

One workspace. 300+models. Endless ways to work smarter.

Organization



AI·Collab supports organizations to **stay away from the single AI provider lock**. Instead of having multiple subscriptions in place, AI·Collab provides you and your team access to **300+ models** with **ONE subscription**, **ONE invoice** and **ONE billing** plan, while keeping **security settings under YOUR control**.

You can define for your organisation whether to enforce the usage of **ZDR models** and **EU hosted models** only or keep it open.

Through additional features like a **shared knowledge base, prompt library and tools**, AI·Collab enforces your teams to **collaboratively use the strength of AI**.

*** Add-free *** No limitations on context window ***

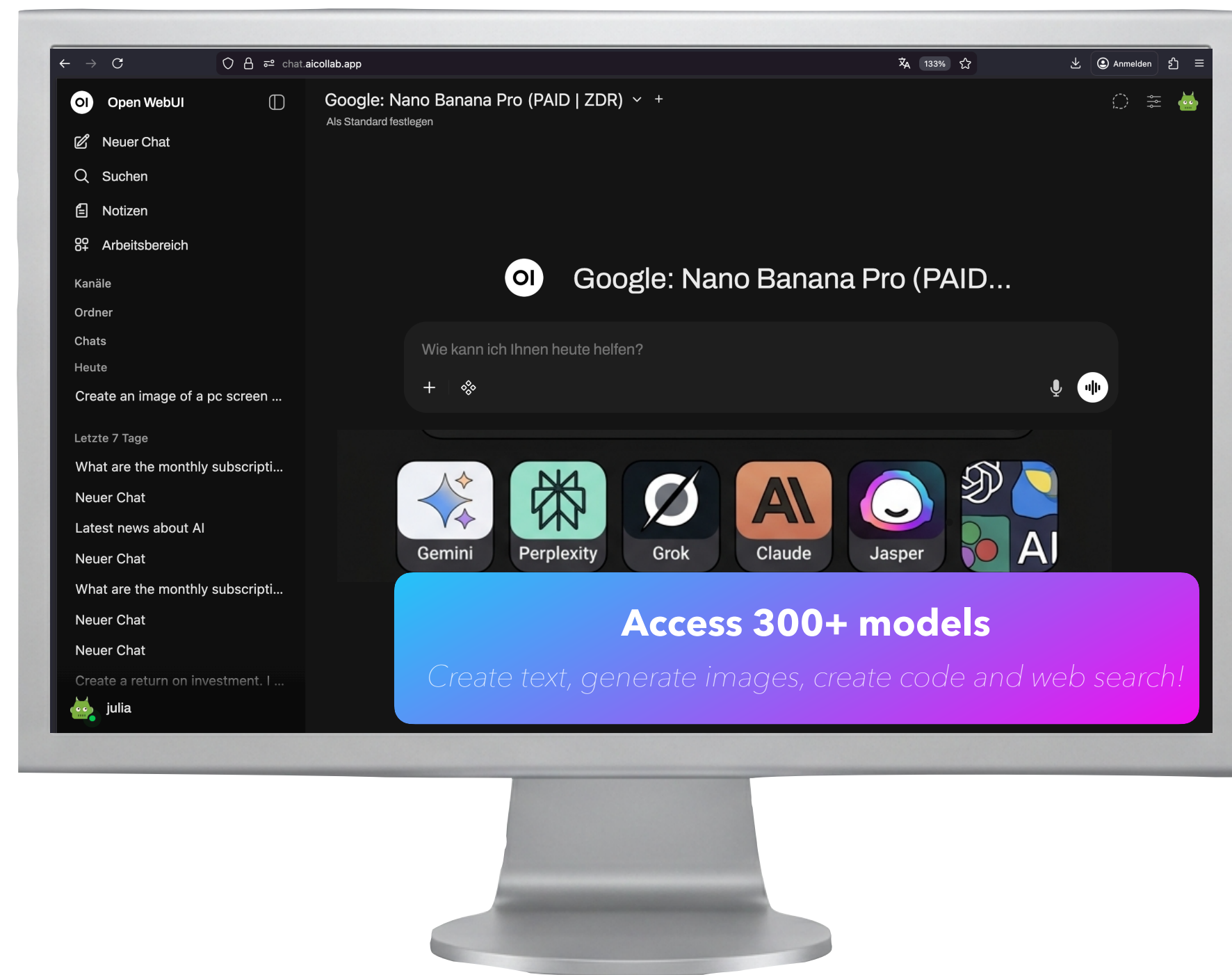
One workspace. 300+models. Endless ways to work smarter.

No matter what you need - AI·Collab will support your work

For Sales Reps	Less Prep Time. More Client Impact. Use AI·Collab to accelerate your company with the power of AI. From market validation and pitch preparation to strategic planning, data analysis, and decision support, AI·Collab helps you focus on what truly drives growth.
For Marketers	Less Manual work. More Marketing Impact. Use AI·Collab to improve your marketing efficiency with the power of AI. From market research and competitive analysis to campaign planning and performance insights, AI·Collab helps you focus on what actually moves the needle.
For Developers	Less Debugging. Faster & high-quality delivery. Use AI·Collab to boost your development efficiency with the power of AI. From code exploration and debugging to documentation, testing, and data analysis, AI·Collab helps you stay focused on shipping high-quality software faster.
For Researchers	Less Data Wrangling. More Discovery. Use AI·Collab to accelerate your research with the power of AI. From literature reviews and hypothesis exploration to large-scale data analysis and deep insights, AI·Collab helps you focus on advancing knowledge and uncovering what truly matters.

Value Add of AI·Collab

All 300+ models in ONE place



- Unified AI workspace with access to 300+ models
 - Web Search (e.g. Perplexity/Exa)
 - Image Generation (e.g. Gemini 3 Pro Image)
 - Coding (e.g. Claude Opus 4.5)
 - Code Interpreter (e.g. Pyodide)
 - „Auto“ router model which helps you to identify the best model for your needs
 - Compare models with each other in ONE UI and select the best fitting
- Usage agentic workflows - you are only one prompt away to summarise documents, initiate a web search and create a note based on the requested information

*** Add-free *** No limitations on context window ***

Value Add of AI·Collab

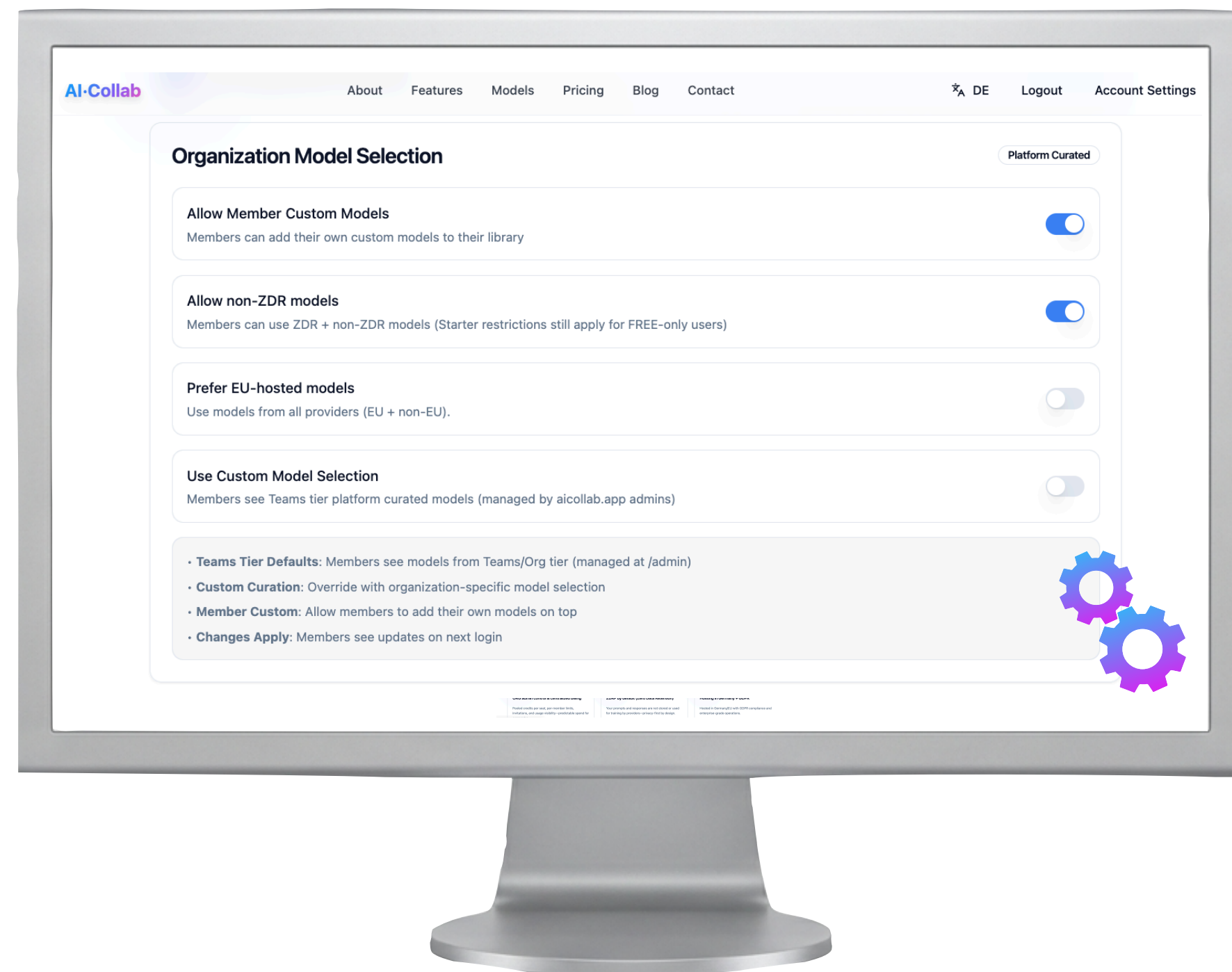
AI·Collab accelerates your team collaboration



- Create and share knowledge
- Chat with peers
- Create and share prompt library
- Sharing of models
- Create and share tools

Value Add of AI·Collab

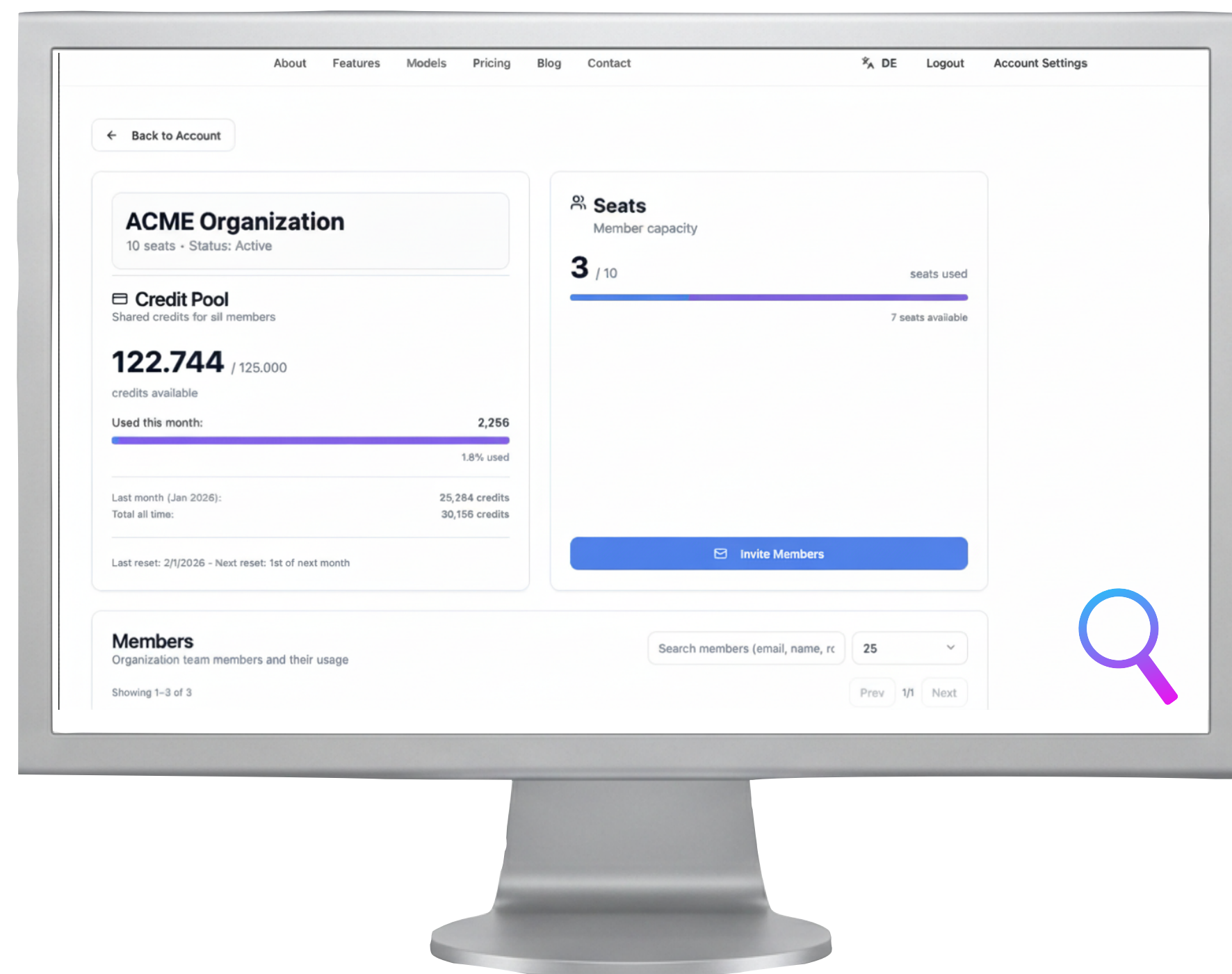
Fitting to your organisations security standards



- Automatic PII protection
- GDPR compliance
- German data residency - all your data and users permission settings are allocated in Germany
- Ensure that only Zero Data Retention (ZDRP) models are available
- Custom AI model access EU-based routing & EU-hosted AI models

Value Add of AI·Collab

Manage access to multiple models based on your users individual needs



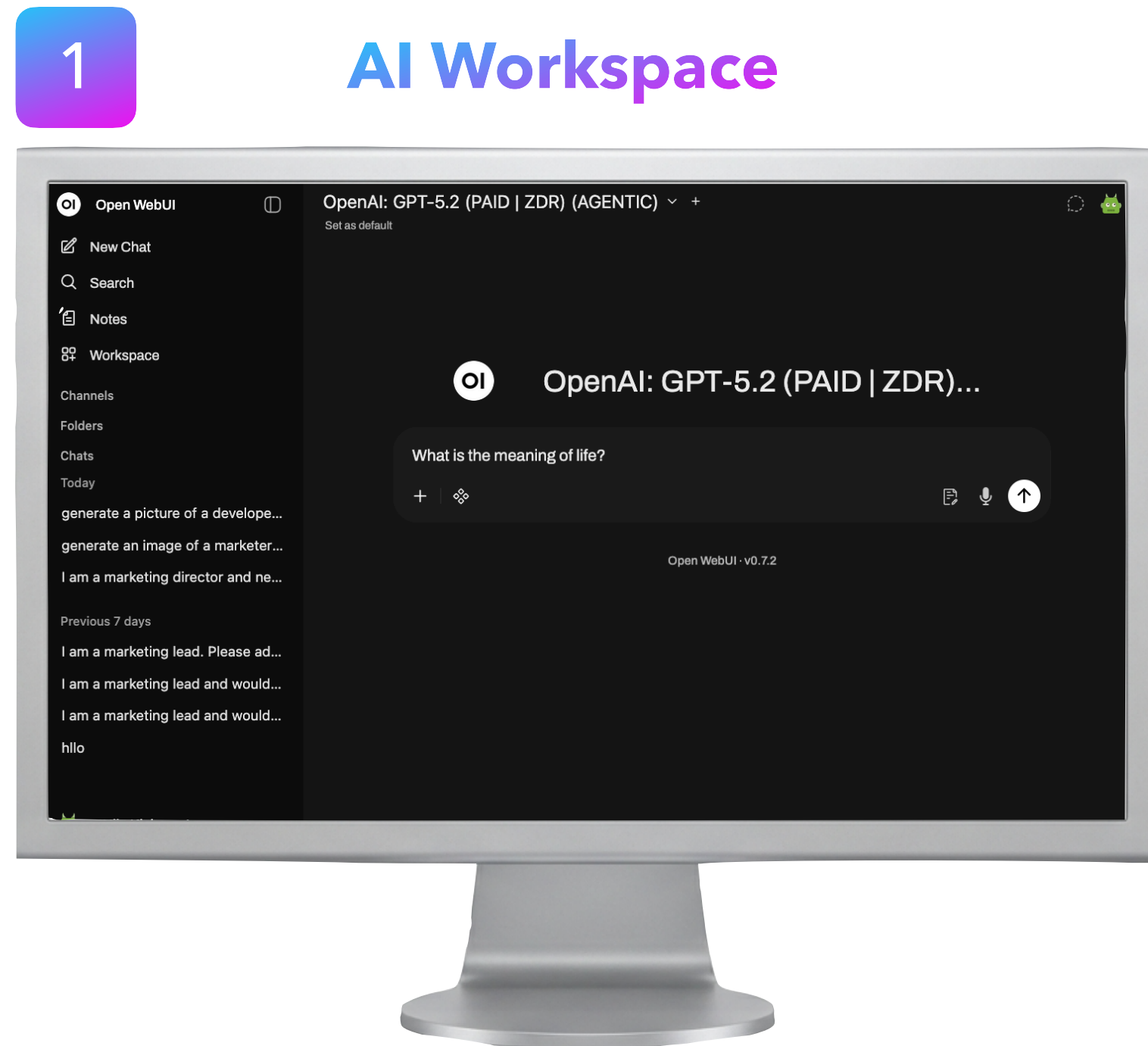
AI is a powerful asset—but only if you can control it. We turn the "black box" of AI usage into a transparent, manageable resource.

- **Total Visibility:** See exactly which models are being used and by whom. Track token and credits usage in real-time.
- **Credit Guardrails:** Set strict credit limits per user or team to prevent cost overruns before they happen.
- **Security First:** Enforce Zero Data Retention policies or EU-models only to meet strict compliance standards.
- **Security & privacy:** Automatic PII protection, GDPR compliance, German data residency, ZDRP control toggle – EU routing details
- **Admin Control:** You decide which employees can access which models, ensuring your data never touches a model you haven't approved.

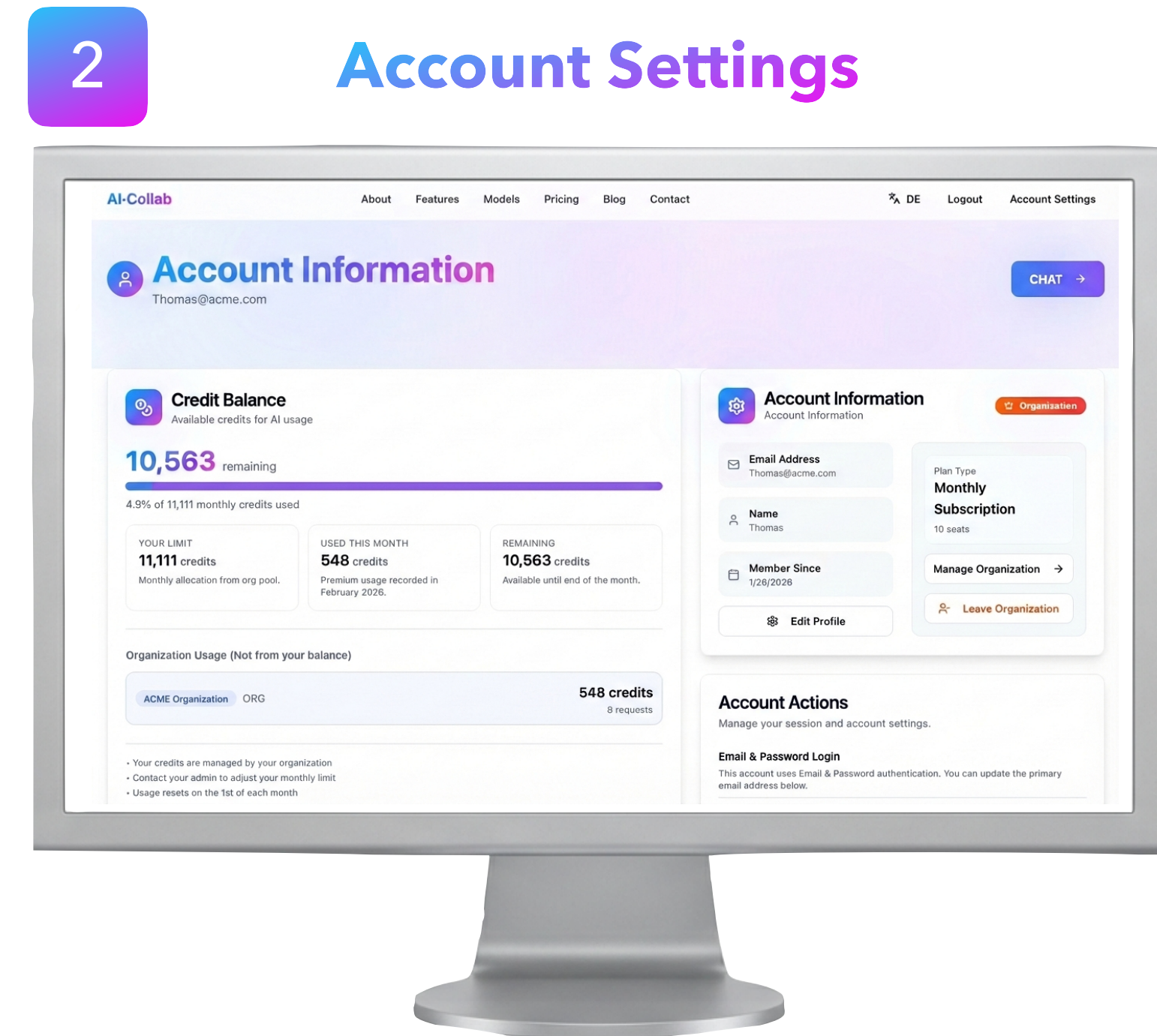
2. How to use AI·Collab

How to **Control** what you can **Do**

Difference between AI Workspace and your Account Settings



Your individual **AI workspace** in which you can use the models which you have granted access for via your individual account settings. Create text, generate images, analyse your data or use agentic workflows to work more efficient.



Your individual **Account Settings** help you to control which **models** are available in your workspace, to track how many **credits are available vs consumed**, see your consumption history, stored files in your workspace and to **create a new team**.

Start Chat in AI Workspace

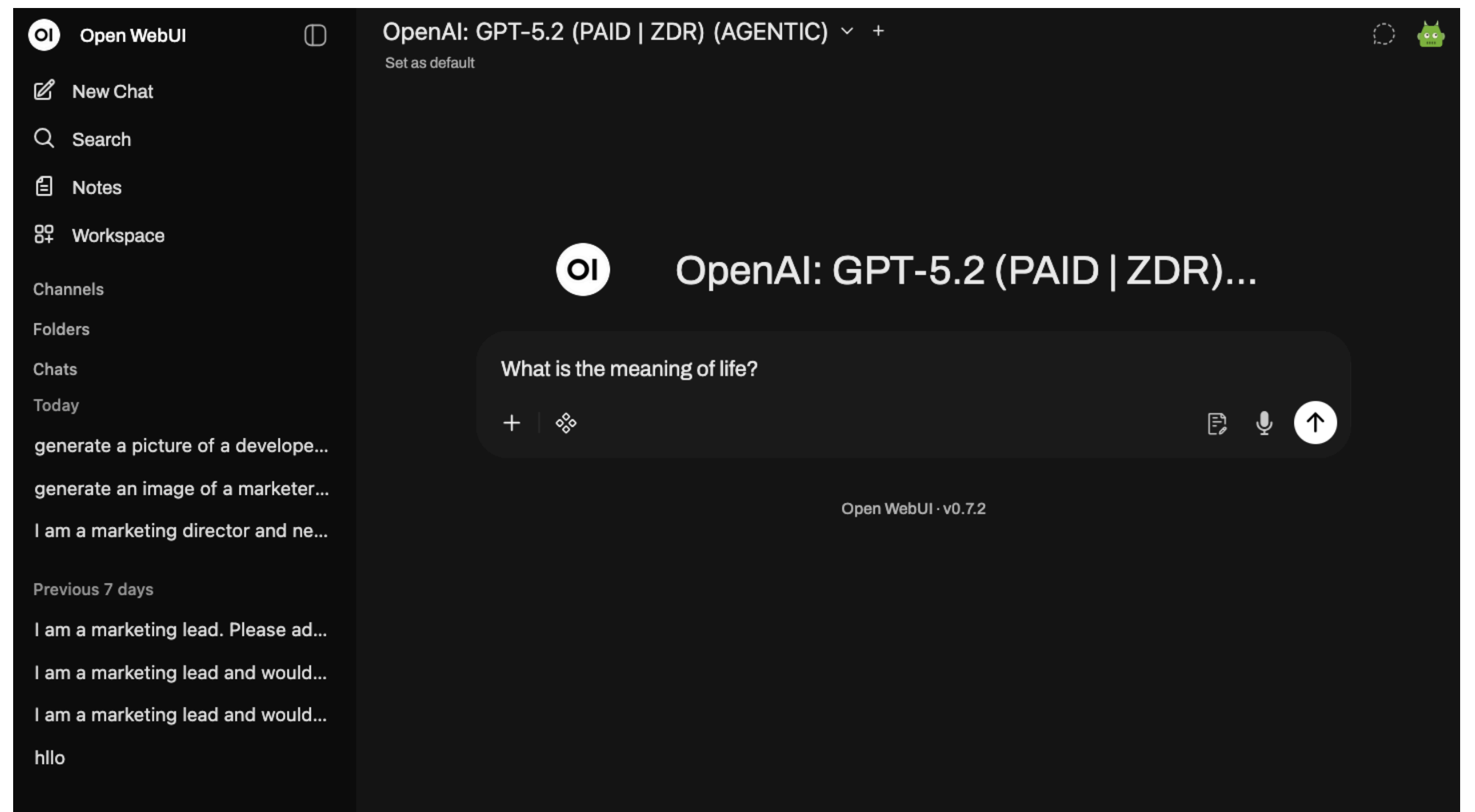
- Navigate to <https://aicollab.app/> and click on **Chat**
- Or directly click on the following link: <https://chat.aicollab.app/>

You'll find in here your:

- Chat
- Search
- Notes
- Workspaces

Chat:

Knowledge is your stored documents, notes, or files that the **model can search and read to answer questions accurately**. You use it by uploading content to a knowledge base and then asking questions—OpenWebUI automatically lets the model search that knowledge and include it in its answers.



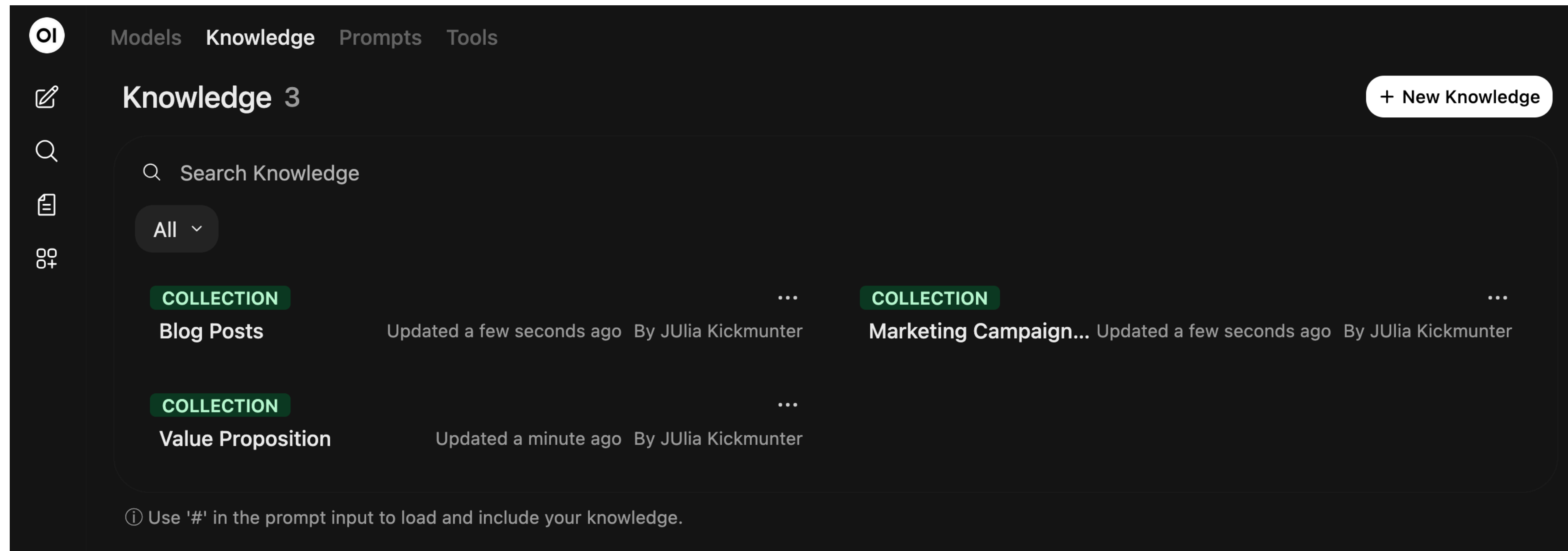
Workspace

Knowledge

Knowledge:

Knowledge is your stored documents, notes, or files that the **model can search and read to answer questions accurately**. You use it by uploading content to a knowledge base and then asking questions—OpenWebUI automatically lets the model search that knowledge and include it in its answers.

- Under **Knowledge** you'll find your created or shared knowledge

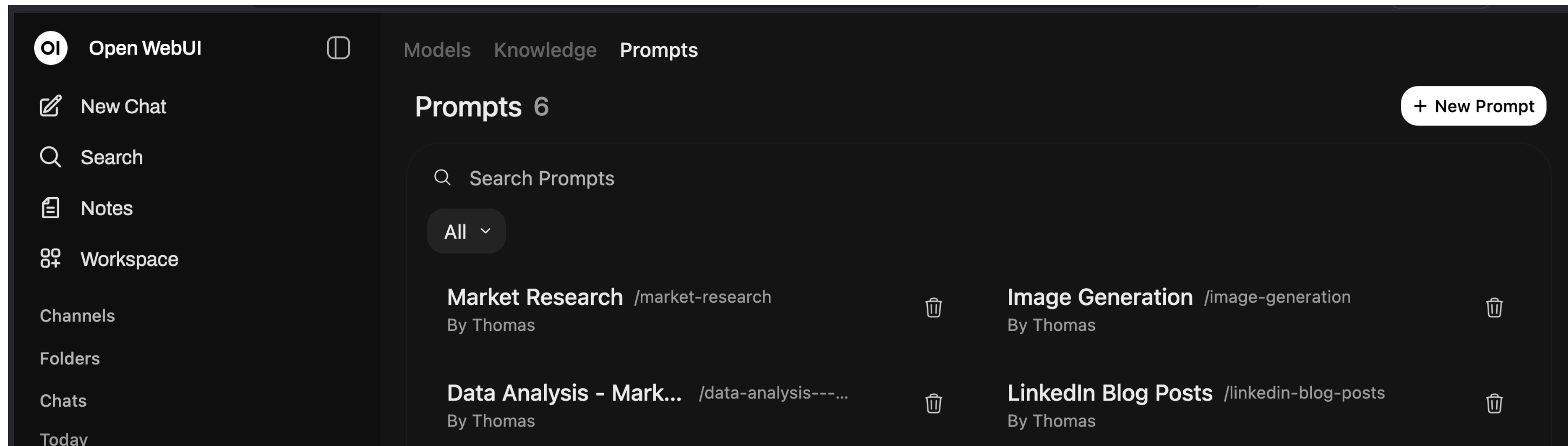


Workspace Prompt

Knowledge:

Knowledge is your stored documents, notes, or files that the **model can search and read to answer questions accurately**. You use it by uploading content to a knowledge base and then asking questions—OpenWebUI automatically lets the model search that knowledge and include it in its answers.

- Under **Prompt** you'll find your created or shared Prompts

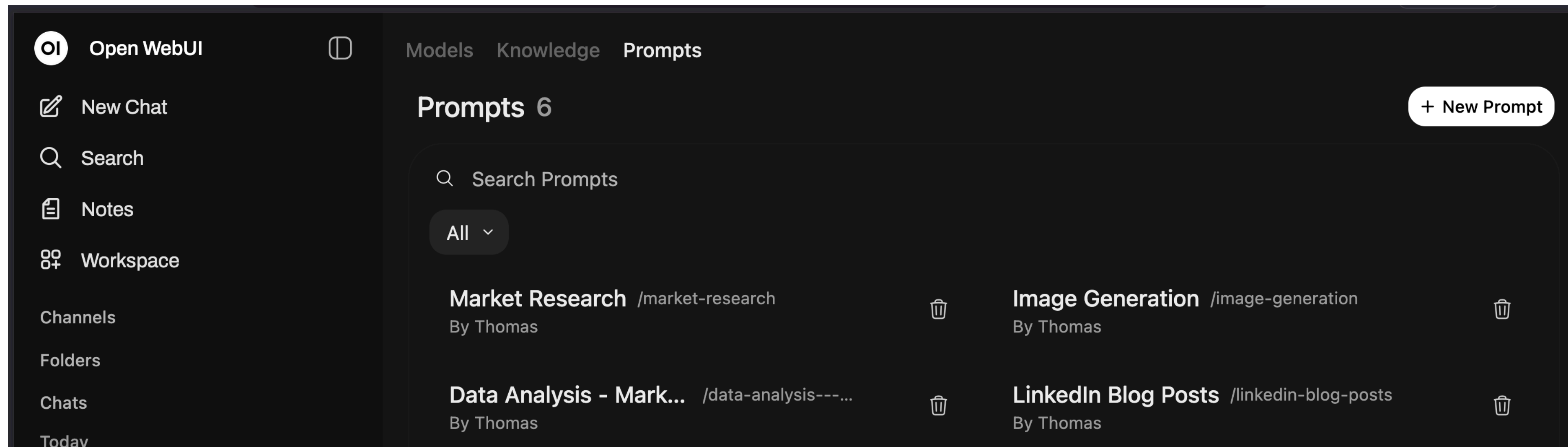


Workspace Skills

Knowledge:

Knowledge is your stored documents, notes, or files that the **model can search and read to answer questions accurately**. You use it by uploading content to a knowledge base and then asking questions—OpenWebUI automatically lets the model search that knowledge and include it in its answers.


- Under **Prompt** you'll find your created or shared Prompts



Get started

Initial Sign Up


- Navigate to <https://aicollab.app/signup>
- Sign Up with no hidden costs.
- Every user has **3000 credits** for a **3 months trial period**.
- In case more credits are needed credits can be topped up as per need or you can subscribe on a monthly basis.




In case more credits are needed credits can be topped up as per need or you can subscribe on a monthly basis.

Create an account

Sign up to get started with Alcollab

 Continue with Google

 Continue with Apple

OR CONTINUE WITH EMAIL

Full Name

Email

Password

Confirm Password

[Create account](#)

Already have an account? [Sign in](#)

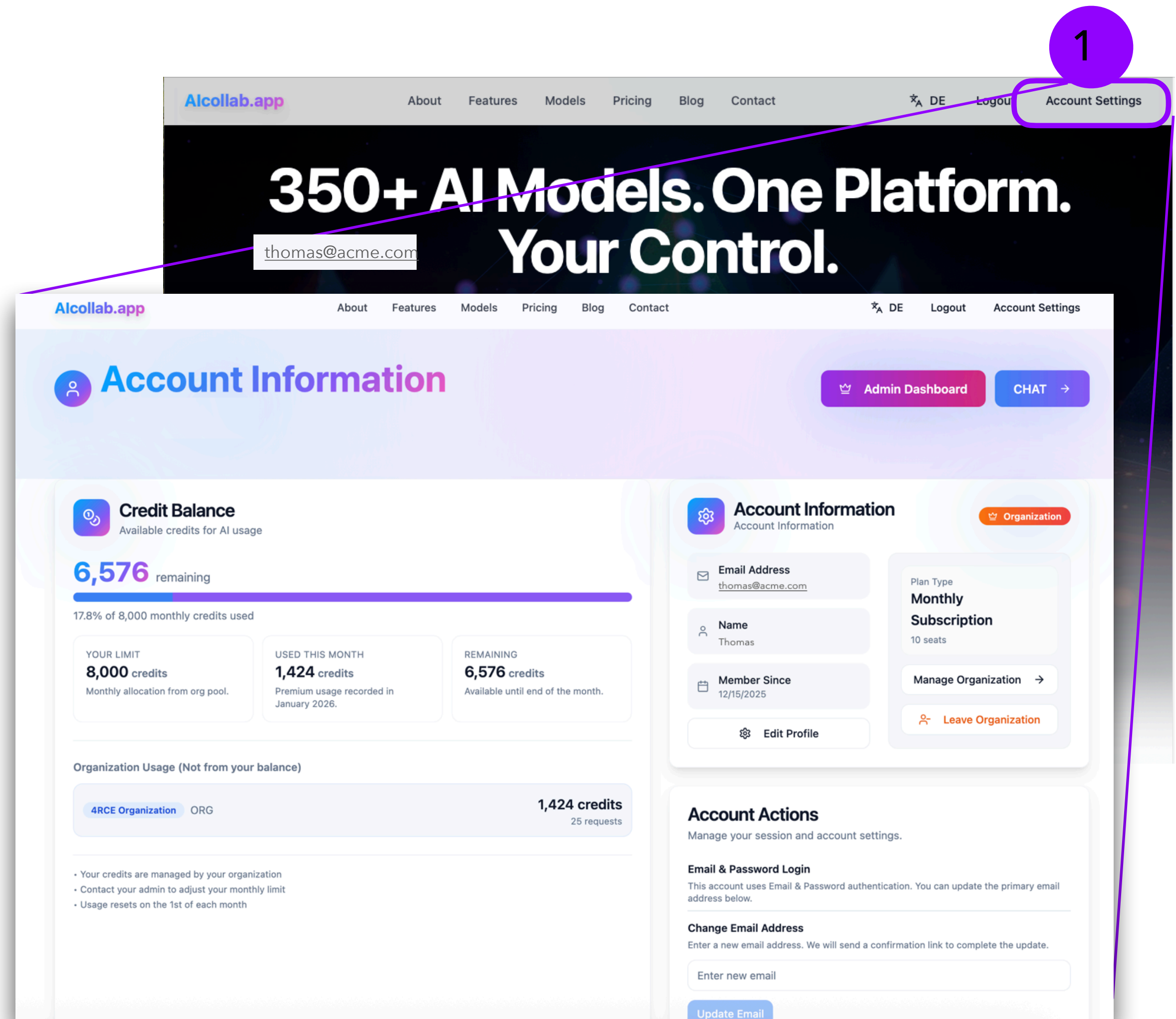
Your Account Settings

General overview

Account Settings:

Your individual **Account Settings** help you to control which **models** are available in your workspace, to track how many **credits are available vs consumed**, see your consumption history, stored files in your workspace, to **create a new team** and edit your **profile data**.

- Navigate to <https://aicollab.app/> and click on Account Settings
- In your Account Settings you can see following items:
 - Overview of Credit Balance
 - Selecting models
 - Enable ZDR models only
 - Enable EU models only
 - Modify personal data
 - Account deletion



Your Account Settings

Knowledge

In **Knowledge** you can get an overview about:

- Number of Knowledge Bases used
- Files stored
- File Storage used

Knowledge:

Knowledge is your stored documents, notes, or files that the **model can search and read to answer questions accurately**. You use it by uploading content to a knowledge base and then asking questions—OpenWebUI automatically lets the model search that knowledge and include it in its answers.

Knowledge Bases & Storage
Track knowledge base limits, files, and storage usage

1 Knowledge Bases	2 of 500 Files	2.73 MB of 50.00 GB	Organization Tier
-----------------------------	--------------------------	-------------------------------	-----------------------------

Knowledge Base Usage
1
Unlimited knowledge bases for your Organization tier.

Files Stored
2 / 500
498 files remaining
Per-file limit: 100 MB

Storage Used
2.73 MB / 50.00 GB
50.00 GB remaining

Uploads
All Files (2)

File	Size	Uploaded
image.png	1.35 MB	14. Jan., 16:30
image.png	1.38 MB	14. Jan., 16:28

Your Account Settings

Model Library

In **Model Library** you can get an overview about:

- **Platform Curated Models:** models which are enabled by default
- **My Custom Model:** selection of models on user level

Additional Information:

- With the **Web Search Toggle** you can decide if you want to enable web search or not. Web searches are providing you most recent outcomes however are consuming more credits.
- The **Paid** icon shows that the model usage will consume credits.
- The **ZDR** icon showcases if a model ensures zero data protection
- With the **edit icon** you can change the **naming convention** of your model.
- Select **EU Models** to show only models hosted in EU.

Model Library:

In the **Model Library** you decide which models will be available in your individual workspace. By default you see platform curated models - models which are by default turned on. You can individually add individual models divide to you only **ZDR models** or **only EU-models**.

The screenshot displays the 'Model Library' interface. At the top, it shows '8 models active' and '47 slots available'. A notification banner reads 'New: choosing "Auto" in Alcollab' with a 'Read the guide' link. The interface is divided into two main sections: 'Platform Curated Models' and 'My Custom Models'.

Platform Curated Models:

- OpenAI: GPT-5.2** (Category: Chat) - Includes ZDR and AGENTIC icons.
- Websuche OSS120** (Category: Search) - Includes ZDR and AGENTIC icons.
- xAI: Grok 4.1 Fast** (Category: Chat) - Includes NON-ZDR icon.
- Google: Nano Banana Pro** (Category: Image Creation) - Includes ZDR icon.
- Meta: Llama 3.1 405B Instruct** (Category: Chat) - Includes ZDR icon.

My Custom Models:

- GPT-5.2 Chat (EU)** (azure/gpt-5.2) - Includes ZDR and AGENTIC icons, and an edit icon.
- OpenAI: GPT-5.2 Chat** (openai/gpt-5.2-chat) - Includes ZDR and AGENTIC icons, a Web Search toggle, and edit/delete icons.

Your Account Settings

Group Collaboration

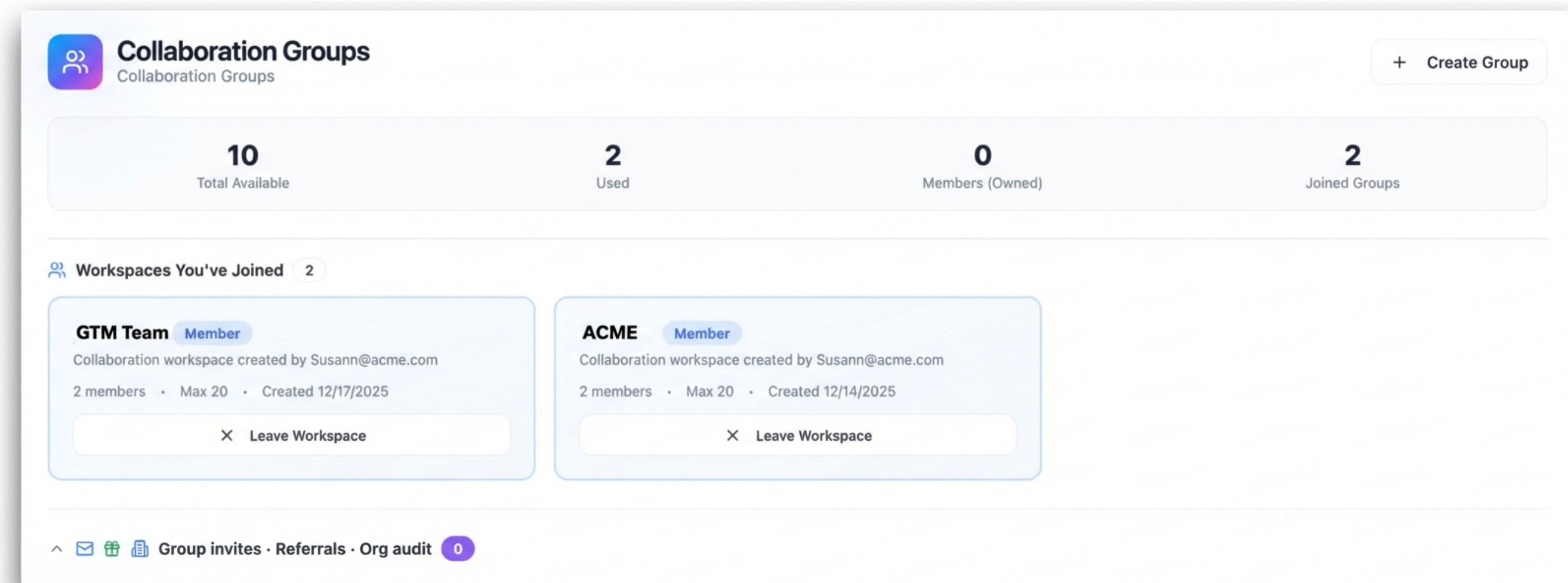
In **Collaboration Groups** you can get an overview about:

- Workspaces joined
- Workspaces created
- Create new Group
- History of Group Invites and Referrals

Collaboration Groups:

In **OpenWebUI**, **collaboration groups** are shared workspaces that let multiple users work together with the same models, knowledge bases, and tools.

A team can use them to **share documents, manage common settings, collaborate on chats**, and ensure everyone has access to the **same AI resources and context**.



Your Account Settings

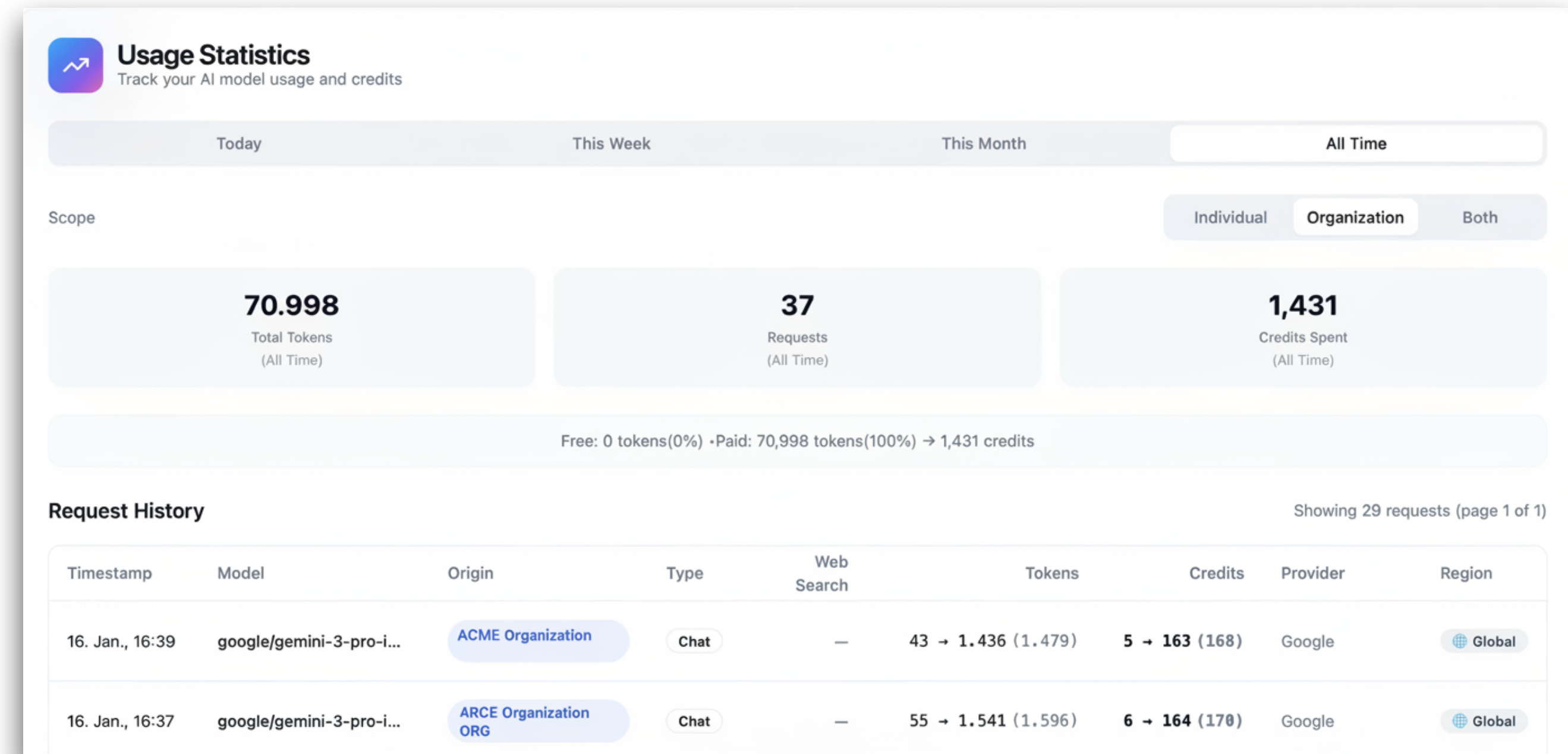
Usage Statistics

Usage Statistics

In the **Model Library** you decide which models will be available in your individual workspace. By default you see platform curated models - models which are by default turned on. You can individually add individual models divide to you only **ZDR models** or **only EU-models**.

In **Usage Statistics** you can get an overview about:

- Total Tokens, Requests, Credits spend
- Today, this week, this months, all time



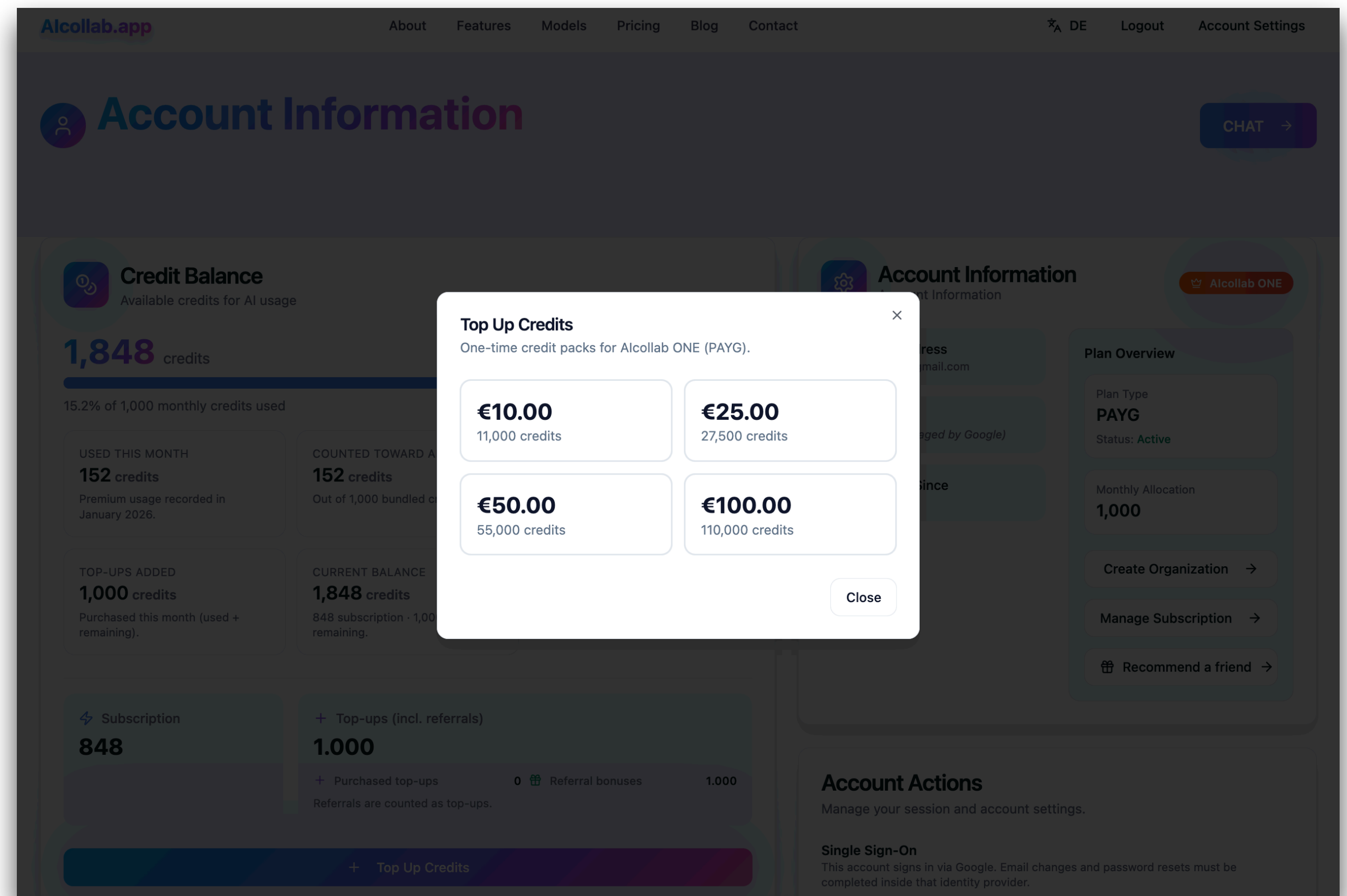
Top-Up your Credits

Pay-As-You-Go

- Navigate to <https://AI-Collab> and click on Account Settings
- Click on **+Top-Up Credits**
- Select amount and proceed to checkout

Top-Ups

Top-Ups is the purchase of credits. You can use the credits to use paid models within the AI-Collab workspace.



Subscription

- Navigate to <https://aicollab.app/> and click on Account Settings
- Click on **Manage Subscription**
- Select the subscription which fits to your needs and click on **Upgrade**

Billing
Manage your subscription, invoices, and payment methods.

SUBSCRIPTION STATUS

AI-Collab ONE Monthly Plan **INACTIVE**
€24.99 per month [Reactivate subscription](#)

The subscription was cancelled on Feb 2, 2026, 6:15 PM.
ⓘ Reactivate before **Mar 2, 2026, 6:14 PM** to avoid service interruption.

PLEASE SUBSCRIBE TO USE OUR PRODUCT

AI-Collab ONE Monthly	AI-Collab ONE Yearly
Monthly allowance: 12,500 credits	Monthly allowance: 15,000 credits
€24.99 / month	€299.90 / year
✓ Monthly allowance: 12,500 credits 12500	✓ Monthly allowance: 15,000 credits 15000
Upgrade	Upgrade

Organization Settings

Manage Organization

- In **Manage Organization** you find an overview of:
 - Credit Pool from organization overall
 - Available seats vs. used seats
 - Members and their individual details, credit limits and usage
 - Manage Model Selection including ZDR or EU-models only

Usage Statistics

In the **Model Library** you decide which models will be available in your individual workspace. By default you see platform curated models - models which are by default turned on. You can individually add individual models divide to you only **ZDR models** or **only EU-models**.

The screenshot displays the 'Manage Organization' interface. At the top, it shows 'ACME Organization' with 10 seats and an active status. Below this, the 'Credit Pool' section indicates 122,744 credits available out of a 125,000 limit, with 2,256 credits used this month (1.8% used). To the right, the 'Seats' section shows 3 seats used out of 10 available, with 7 seats remaining. An 'Invite Members' button is visible. The 'Organization Model Selection' panel is open, showing settings for 'Allow Member Custom Models', 'Allow non-ZDR models', 'Prefer EU-hosted models', and 'Use Custom Model Selection'. Two model entries are listed: 'x-ai/grok-3-beta' and 'deepcogito/cogito-v2.1-671b', both with 'Chat' categories and 'Web Search' set to 'Default On'.

Thank you for your TRUST
AI·Collab

Version 1.0